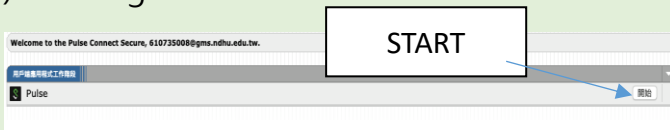


Step 1 install


- (1) click <http://ndhu.twaren.net>
- (2) login
username: xxx@ndhu.edu.tw
password: 輸入本校電子郵件密碼



- (3) click right button

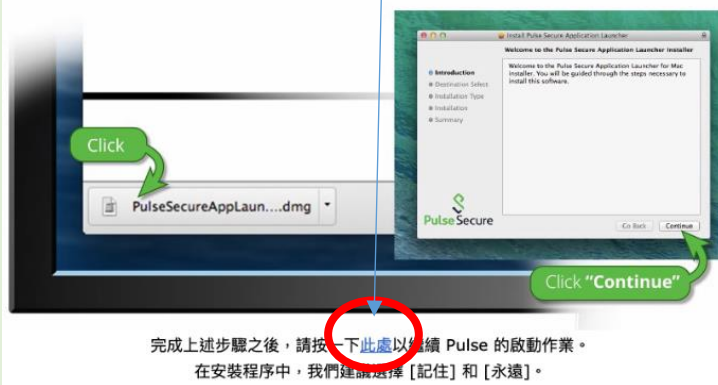


- (4) click "download" to install



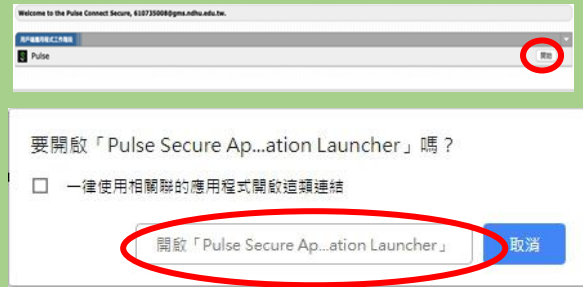
- (5) Back to browser, click "here" to config, next to Step2

應用程式啟動程式下載完成後，請按照下列安裝步驟操作。

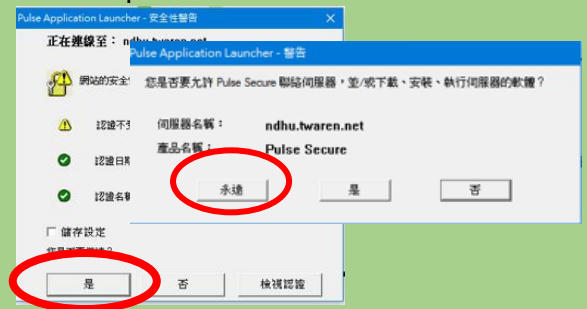


Step 2 setup & first use

- (1) click "start" the "open" Pulse Secure



- (2) access permit, choose "ok & forever"



- (3) waiting "download" !



Step 3 login & connect

- (4) open "PulseSecure" input your pw & id. id: XXX@gms.ndhu.edu.tw



if install fail >> refer: [manual install](#)